

San Diego Continuing Education Enrollment

Class Enrollment begins 8/17/20

Launch your internet browser (Edge/Firefox/Yahoo/Google)

You can use UNIX if you know what that is 😊

CLICK or CTRL CLICK or COPY & PASTE the URL below

<https://sdpss.sdccd.edu/enroll>

My Homepage x https://sdpss.sdccd.edu/enroll/ x +

sdpss.sdccd.edu/enroll/

Apps Travel Financial HealthCare Personal Foundations In Sin... Disney+ Covid-19 map of th... Other bookmarks

SAN DIEGO COMMUNITY COLLEGE DISTRICT
CITY COLLEGE • MISS COLLEGE • MIRAMAR COLLEGE • CONTINUING EDUCATION

Step 1
Create your mySDCCD Account
You only need to create your mySDCCD account once. If you need to reset your password, [click here](#).

To begin, please enter your 10-digit User ID below.

Students: If you do not know your 10-digit User ID, please refer to your mySDCCD portal invitation email. If you still need assistance, please visit the [Admissions office](#) (College) or [Student Services office](#) (Continuing Education Students) with your photo ID. You can also [submit a support ticket](#) to the mySDCCD Support Desk.

Employees: If you do not know your 10-digit User ID, please contact the Human Resources payroll office at 619-388-6582.

User ID: **Next**

© San Diego Community College District | Disclaimer | Privacy

Type here to search 1:50 PM 8/14/2020

ENTER your USER ID

10 Digit CSID or Your Email (new students)

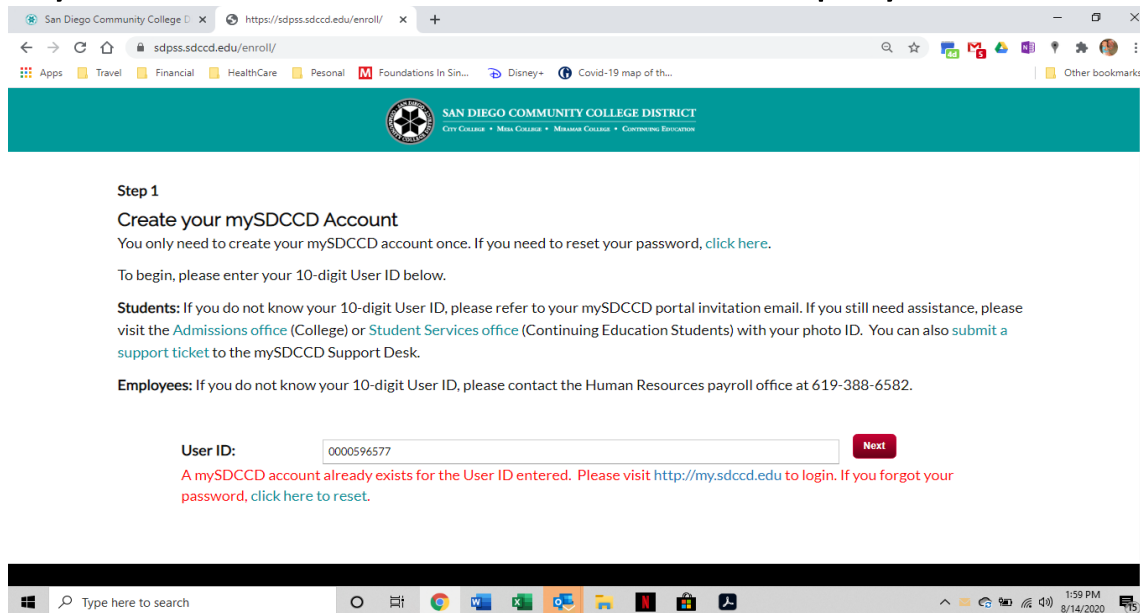
000xxxxxxx

THERE MUST BE 10 DIGITS

SELECT NEXT

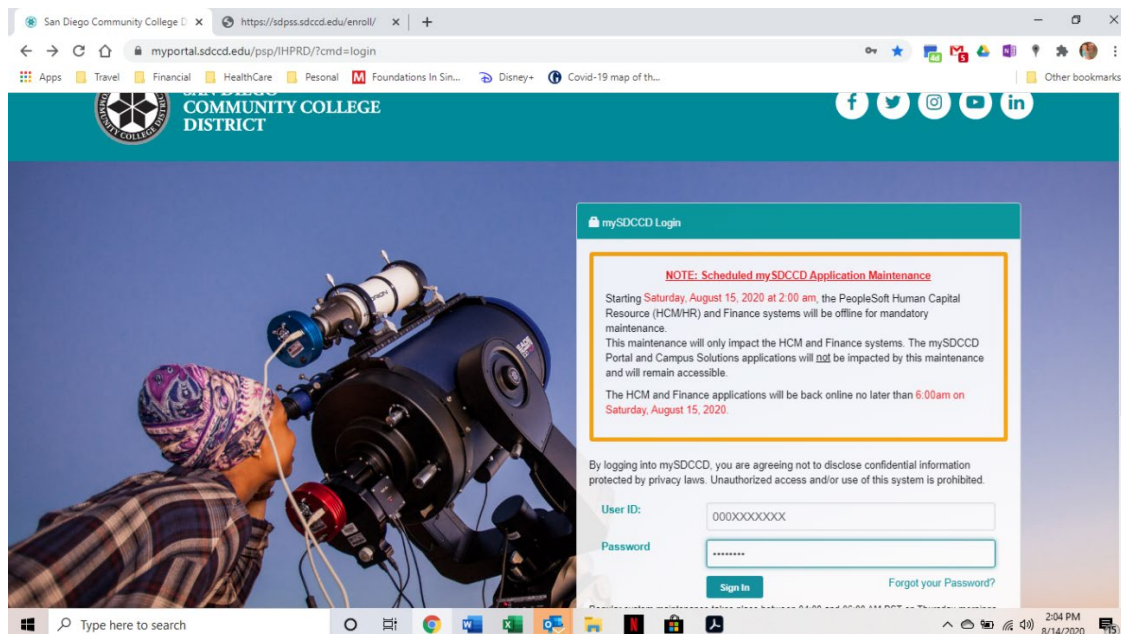
San Diego Continuing Education Enrollment

If you have an account this will be displayed:



GOTO the below URL (CLICK/COPY/CTRL CLICK}

<https://myportal.sdccd.edu/psp/IHPRD/?cmd=login>

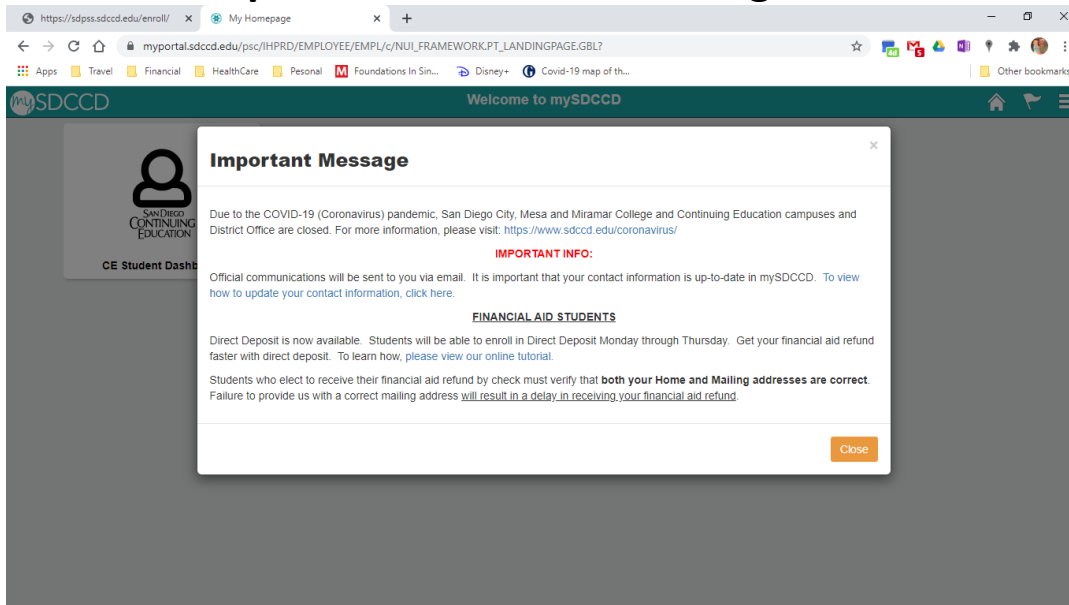


LOGIN with your CSID and password

Select Sign In

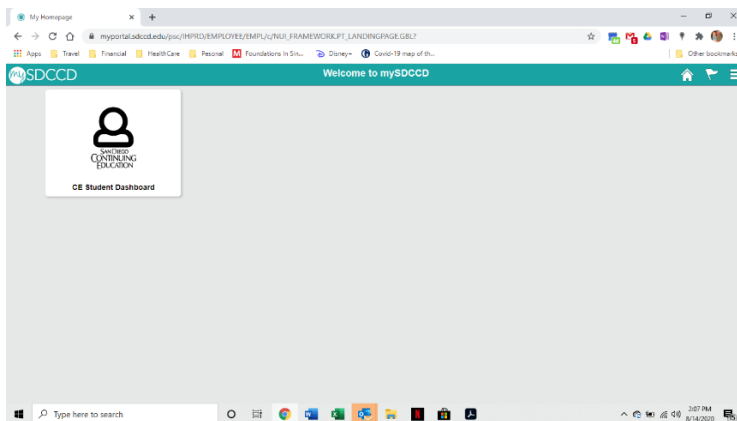
San Diego Continuing Education Enrollment

Read the Important COVID -19 message



Select Close

Your CE Student Dashboard will display



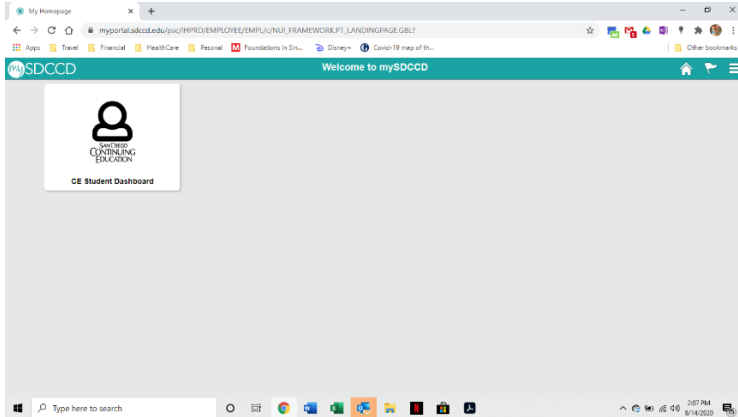
If you are required to update the survey questions it will be displayed.

Don't forget to Save your entries.

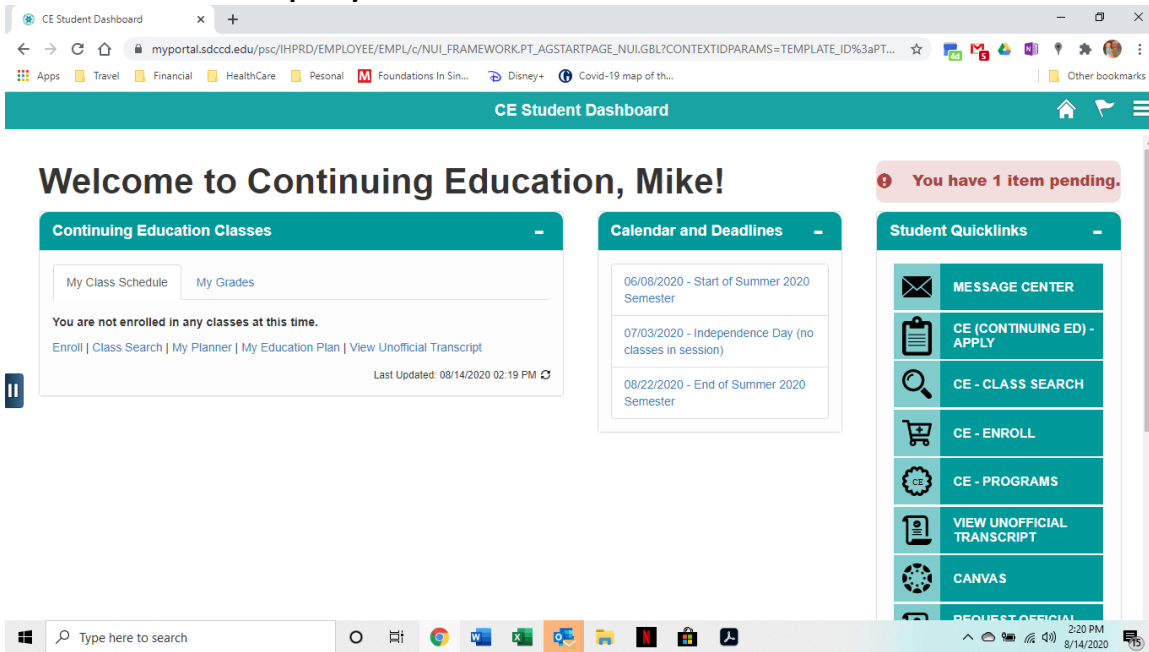
Answer **ALL** questions (just to be on the safe side)

San Diego Continuing Education Enrollment

Select the CE Student Dashboard



This will be displayed



San Diego Continuing Education Enrollment

From Menu on right side of screen you may:
Search for Classes (CE CLASS SEARCH)

The screenshot shows the 'CE Student Dashboard' with a search results table. The table has columns for Class, Section, Days & Times, Room, Instructor, Meeting Dates, Status, Campus, and Location. There are 6 class sections found, with the first one expanded to show details.

Class	Section	Days & Times	Room	Instructor	Meeting Dates	Status	Campus	Location
48060	4804-LEC DYN	TBA	West City- WEB	Eunice Williams	09/08/2020 - 01/23/2021	●	West City	Online (Set Meeting Times)
48062	4805-LEC DYN	TBA	West City- WEB	Janelle Wilson	09/08/2020 - 01/23/2021	●	West City	Online (Set Meeting Times)
46152	4000-LEC Regular	TBA	Cesar Chavez-Web	Patricia Cox, Eunice Williams	09/08/2020 - 01/26/2021	●	Cesar Chavez	Online (Set Meeting Times)
47999	4803-LEC Regular	TBA	West City- WEB	Lorea Herald	09/08/2020 - 01/26/2021	●	West City	Online (Set Meeting Times)
48096	4003-LEC Regular	TBA	Cesar Chavez-Web	Janelle Wilson	09/08/2020 - 01/26/2021	●	Cesar Chavez	Online (Set Meeting Times)
48094	4004-LEC Regular	TBA	Cesar Chavez-Web	Eunice Williams	09/08/2020 - 01/26/2021	●	Cesar Chavez	Online (Set Meeting Times)

Enroll (Example)

The screenshot shows the 'Enrollment: Add Classes' page for Mike Wenck. It includes a 'Fall 2020 Shopping Cart' table with one item: MUSV 510-4000 (46152) by instructor P. Cox, E. Williams. The page also has a 'Find Classes' section with a 'Class Search' button and a 'Proceed to Step 2 of 3' button.

Delete	Class	Days/Times	Room	Instructor	Units	Status
	MUSV 510-4000 (46152)		Cesar Chavez-Web	P. Cox, E. Williams		●

San Diego Continuing Education Enrollment

CE (Continuing ED) Apply

The screenshot shows a web browser window with the URL csprd.sdccd.edu/psc/CSPRD/EMPLOYEE/CS/c/X_CS_CUST_MNU_X_CE_S_ONLINEAPP.GBL. The page title is "Online Student Application and Registration".

Welcome
David

Navigation Hints

All questions must be completed. Click on the underlined title (for example Term) for help on each question.

Click one of the three choices to apply.

Click the drop down arrow to choose a term.

Click the **NEXT** button to continue.

Next >

Apply for Continuing Education (CE) Only

Apply for High School Diploma Program (CEHS) Only

Apply for both CE and CEHS

Term
▼

Class Enrollment begins 8/17/20

Use the Class Search

TERM - FALL 2020

Subject - MUSIC VOCAL

(You can use any search parameters you like)

Select Search